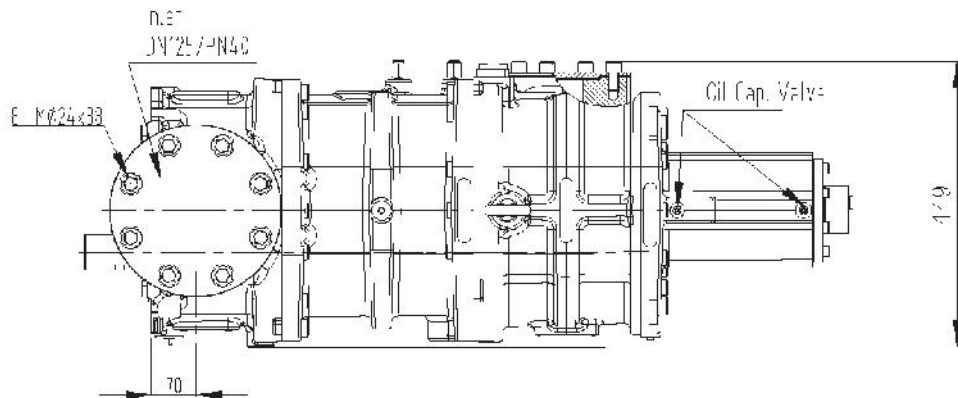
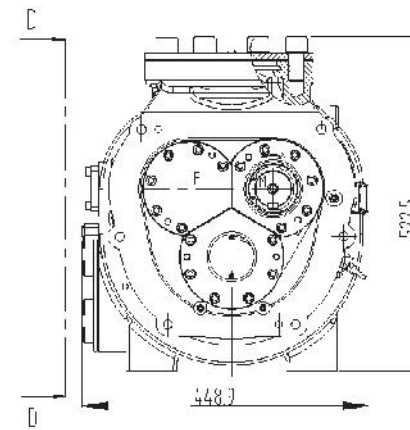
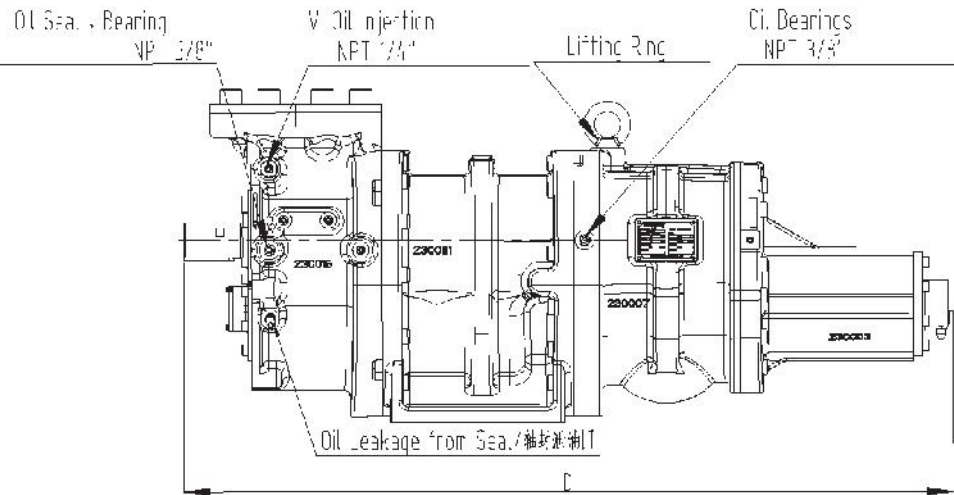
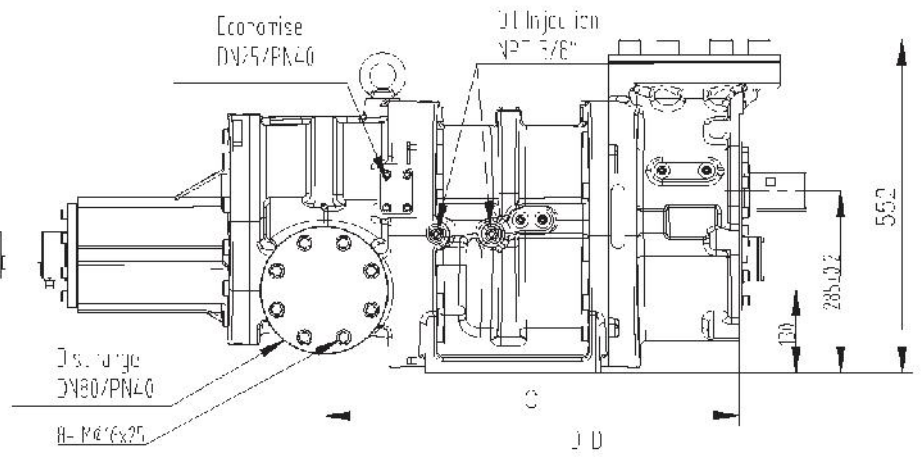
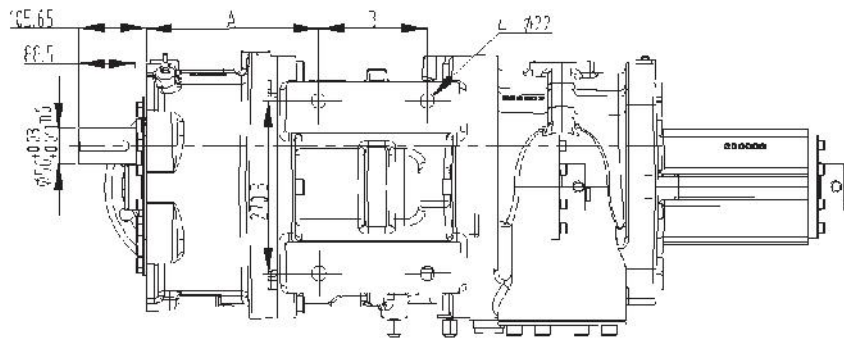


SRM16 single-stage open Compressor

srmtecgroup.com/products/compressors/srm-16/



SRM 16 Series			
Model	SRM-16S	SRM-16M	SRM-16L
Displacement @2960 rpm [m3/h]	435	544	652
Displacement @3600 rpm [m3/h]	521	652	781
Capacity Control	Step-less 10% - 100%		
Max. rpm	4800		
Vi Control	Manual adjustable / Auto Vi		
Vi adjustment range	2.0/3.5/5.0		
Rotation, onto compressor and shaft	clockwise		
Non-return valve suction side	built-in		
Suction inlet diameter [mm]	125	125	125
Discharge outlet diameter [mm]	80	80	80
Eco connection [mm]	-	-	-
Design pressure	28 bar		
Length [mm]	1071	1171	1232
Width [mm]	480	480	480
Height [mm]	485	485	485
Weight [kg]	465	506	522



	16L	16M	16S
A	270	270	264
B	170	113.80	80
C	650.00	393.80	549.00
D	1204.50	1174.50	1050.00